

# KINDERGARTEN: APRIL 27<sup>TH</sup>-MAY 1<sup>ST</sup> **READING ASSIGNMENTS:**

| WEEKLY FOCUS:   | MONDAY  | TUESDAY   | WEDNESDAY   | THURSDAY  | FRIDAY  |
|---|---|---|---|---|---|
| <p><u>STRATEGY OF THE WEEK:</u></p> <p>Asking yourself, “Does it MAKE SENSE?”</p> <p><u>STUDENT OBJECTIVES:</u><br/>I can identify elements of non-fiction and fiction texts.</p> <p>I can think about questions I have on a topic and look for answers within resources.</p> | <p><b>Habitats--Oceans</b></p> <p><b>Watch the Story:</b> Peanut Butter and Jellyfish by Jarrett J. Krosoczka</p> <p><b>Read the Book:</b> My Home in the Water by J. Patrick Lewis</p> <p><b>Watch the Video:</b> Ocean of Life</p> <p><b>Wrap Up:</b> Draw and write about the most important information you learned from today's books. Tell why it's important.</p> <p><b>Fun Activity:</b> Ocean Craft- making ocean creatures and their habitats with crayons and watercolors</p> <p><b>Keywords and Quiz Whiz Activity!</b></p> <p><a href="#">CLICK HERE FOR ACTIVITIES</a></p> <p>✓ RAZ-Kids Reading Assignment</p> | <p><b>Healthy Habits--Handwashing and Cleanliness</b></p> <p><b>Watch the Story:</b> Harry the Dirty Dog by Gene Zion</p> <p><b>Read the Book:</b> Keeping Clean by Sharon Jordan</p> <p><b>Watch the Video:</b> No More Germs!</p> <p><b>Wrap Up:</b> Draw and write about the most important information you learned from today's books. Tell why it's important.</p> <p><b>Fun Science Activity:</b> Making and exploring bubbles</p> <p><b>Keywords and Quiz Whiz Activity!</b></p> <p><a href="#">CLICK HERE FOR ACTIVITIES</a></p> <p>✓ EPIC, Student should use EPIC to enjoy stories, games, or videos.</p> | <p><b>Science--Gravity</b></p> <p><b>Watch the Story:</b> Chicken Little Retold by Steven Kellogg</p> <p><b>Read the Book:</b> What Is Gravity? by Lisa Trumbauer</p> <p><b>Watch the Video:</b> Up, Up, and Away!</p> <p><b>Wrap Up:</b> Draw and write about the most important information you learned from today's books. Tell why it's important.</p> <p><b>Fun Observation Activity:</b> Exploring Gravity---Students use a variety of objects to explore the effects of gravity</p> <p><b>Keywords and Quiz Whiz Activity!</b></p> <p><a href="#">CLICK HERE FOR ACTIVITIES</a></p> <p>✓ RAZ-Kids Reading Assignment</p> | <p><b>Social Learning - Animal Studies</b></p> <p><b>Watch the Story:</b> <i>Antarctic Antics</i> by Judy Sierra</p> <p><b>Read the Book:</b> <i>Antarctica</i> by Allan Fowler</p> <p><b>Watch the Video:</b> Across the Ice</p> <p><b>Wrap Up:</b> Draw and write about the most important information you learned from today's books. Tell why it's important.</p> <p><b>Fun Movement Activity:</b> Penguin Parade - Follow the leader as they move like a penguin all around the house or yard.</p> <p><b>Keywords and Quiz Whiz Activity!</b></p> <p><a href="#">CLICK HERE FOR ACTIVITIES</a></p> <p>✓ EPIC, Student's can continue to explore scholastic kids or something on BrainPop Jr.</p> | <p><b>Social-Emotional Learning-- Kindness</b></p> <p><b>Watch the Story:</b> Stick and Stone by Beth Ferry</p> <p><b>Read the Book:</b> Empathy: I Know How You Feel! by Liz George</p> <p><b>Watch the Video:</b> Choose to Be Kind</p> <p><b>Wrap Up:</b> Draw and write about the most important information you learned from today's books. Tell why it's important.</p> <p><b>Fun Kindness Activity:</b> Kindness Coupons - Create coupons for kind and helpful acts</p> <p><b>Keywords and Quiz Whiz Activity!</b></p> <p><a href="#">CLICK HERE FOR ACTIVITIES</a></p> <p>✓ RAZ-Kids Reading Assignment for extra practice if wanted.</p> |
|   | <p><b>HOW TO SUBMIT WORK:</b><br/>Log into Raz Kids and get to work! The rest is done for you! <b>You do not need to post to your portfolio!</b></p>  | <p><b>HOW TO SUBMIT WORK:</b><br/><b>STUDENT PORTFOLIO UPLOAD:</b><br/>Upload a <b>photo</b> to your portfolio of your students "Wrap Up" activity.</p>   | <p><b>HOW TO SUBMIT WORK:</b><br/>Log into Raz Kids and get to work! The rest is done for you! <b>You do not need to post to your portfolio!</b></p>  | <p><b>HOW TO SUBMIT WORK:</b><br/><b>STUDENT PORTFOLIO UPLOAD:</b><br/>Upload a <b>video</b> to your portfolio of your student doing their "fun activity."</p>  | <p><b>HOW TO SUBMIT WORK:</b><br/>Log into Raz Kids and get to work! The rest is done for you! <b>You do not need to post to your portfolio!</b></p>  |
|   | <p><b>TECH TIME: (10-15 MIN)</b></p> <p>✓ KIDS A-Z</p> <p><input type="checkbox"/> EPIC</p> <p><input type="checkbox"/> BRAINPOP JR.</p> <p>✓ SCHOLASTIC KIDS</p>   | <p><b>TECH TIME: (10-15 MIN)</b></p> <p><input type="checkbox"/> KIDS A-Z</p> <p>✓ EPIC</p> <p><input type="checkbox"/> BRAINPOP JR.</p> <p>✓ SCHOLASTIC KIDS</p>   | <p><b>TECH TIME: (10-15 MIN)</b></p> <p>✓ KIDS A-Z</p> <p><input type="checkbox"/> EPIC</p> <p><input type="checkbox"/> BRAINPOP JR.</p> <p>✓ SCHOLASTIC KIDS</p>   | <p><b>TECH TIME: (10-15 MIN)</b></p> <p><input type="checkbox"/> KIDS A-Z</p> <p><input type="checkbox"/> EPIC</p> <p>✓ BRAINPOP JR.</p> <p>✓ SCHOLASTIC KIDS</p>   | <p><b>TECH TIME: (10-15 MIN)</b></p> <p>✓ KIDS A-Z</p> <p><input type="checkbox"/> EPIC</p> <p><input type="checkbox"/> BRAINPOP JR.</p> <p>✓ SCHOLASTIC KIDS</p>   |

# KINDERGARTEN: APRIL 27<sup>TH</sup>-MAY 1<sup>ST</sup> **WRITING ASSIGNMENTS**

| WEEKLY FOCUS:  | MONDAY  | TUESDAY   | WEDNESDAY  | THURSDAY   | FRIDAY   |
|--|---|---|--|--|--|
| <p><b>PLEASE TRY AND BEGIN TO ORGANIZE THIS AS A BOOK. STUDENTS SHOULD HAVE ALL THEIR WRITING FOR THEIR ALL ABOUT BOOK IN ONE PLACE. THEY CAN BEGIN TO REWRITE AT ANY TIME.</b></p> <p><b>BIG QUESTIONS:</b><br/>Writers ask questions like:<br/>"What other information can I include?" "Will the reader understand this?"<br/>"How can I make it clearer?"</p> <p><b>STUDENT OBJECTIVES:</b><br/>I can research a topic and write down important points.<br/><br/>I can write about a topic to teach others what I know.<br/><br/>I will know I have it when I can explain my thoughts orally and through my writing/drawing.</p> <p><b>THIS WEEK'S SIGHT WORDS:</b></p> | <p>Students will write an All About Book.</p> <p><b>Oral Language:</b> Read one or two things you have written down to a member of your household.</p> <p><b>Today's Writing Task:</b><br/>Think about what information you think is important for others to know about your topic?</p> <p>Add one very important thing to your all about book.</p> | <p>Students will write an All About Book.</p> <p>How can writers teach others about a topic?</p> <p><b>Today's Writing Task:</b><br/>How can you help your reader to understand what is most important about your topic?</p> <p>Have your student add some detail, whether to a picture or a fac they have written.</p> | <p>Students will write an All About Book.</p> <p>How can writers teach others about a topic?</p> <p><b>Today's Writing Task:</b><br/>What <i>features</i> could you add to help the reader understand important information?</p> <p>Encourage your student to create a table of contents, glossary, add bold words, etc. to make their work have non-fiction features!</p> | <p>Students will write an All About Book.</p> <p><b>Oral Language:</b> Read one or two things you have written down to a member of your household.</p> <p><b>Today's Writing Task:</b><br/>Think about your reader as you continue to write about your new learning</p> <p>Reread what you have written to make sure that your ideas will be clear to the reader</p> <p>Make changes to your writing as needed</p> | <p>Students will write an All About Book.</p> <p>How can writers teach others about a topic?</p> <p><b>Today's Writing Task:</b><br/>Think about your reader as you continue to write about your new learning</p> <p>Reread what you have written to make sure that your ideas will be clear to the reader</p> <p>Make changes to your writing as needed</p> |
|  | <p><b>HOW TO SUBMIT WORK:</b><br/>STUDENT PORTFOLIO UPLOAD:<br/>Upload a <b>photo</b> of your student's <i>NEW detail</i>.</p>  | <p><b>HOW TO SUBMIT WORK:</b><br/>STUDENT PORTFOLIO UPLOAD:<br/>Upload a <b>VIDEO</b> of the <i>your student explaining why they felt they needed that detail</i>.</p>  | <p><b>HOW TO SUBMIT WORK:</b><br/>STUDENT PORTFOLIO UPLOAD:<br/>Upload a <b>photo</b> of your student's <i>added features to their writing</i>.</p>  | <p><b>HOW TO SUBMIT WORK:</b><br/>STUDENT PORTFOLIO UPLOAD:<br/>Upload a <b>VIDEO</b> of your student identifying changes needed in their writing.</p>   | <p><b>HOW TO SUBMIT WORK:</b><br/>STUDENT PORTFOLIO UPLOAD:<br/>Upload a <b>photo</b> of anything your student has added/edited in their writing.</p>  |
|  | <p>CHOOSE ONE OF THE APPS BELOW FOR EXTRA PRACTICE:</p> <p><b>TECH OPTIONS:</b></p> <ul style="list-style-type: none"> <li><input type="checkbox"/> iWrite</li> <li><input type="checkbox"/> LITTLE BIRD TALES</li> <li><input type="checkbox"/> PBS KIDS</li> </ul>  | <p><b>FRESH AIR DAY!</b><br/>GO FOR A WALK AS A FAMILY IF IT IS SAFE TO DO SO!</p>  | <p>CHOOSE ONE OF THE APPS BELOW FOR EXTRA PRACTICE:</p> <p><b>TECH OPTIONS:</b></p> <ul style="list-style-type: none"> <li><input type="checkbox"/> iWrite</li> <li><input type="checkbox"/> LITTLE BIRD TALES</li> <li><input type="checkbox"/> PBS KIDS</li> </ul>   | <p>GO OUTSIDE AND FIND 5 DIFFERENT TYPES OF LEAVES!</p>  | <p>CHOOSE ONE OF THE APPS BELOW FOR EXTRA PRACTICE:</p> <p><b>TECH OPTIONS:</b></p> <ul style="list-style-type: none"> <li><input type="checkbox"/> iWrite</li> <li><input type="checkbox"/> LITTLE BIRD TALES</li> <li><input type="checkbox"/> PBS KIDS</li> </ul>   |

# KINDERGARTEN: APRIL 27<sup>TH</sup>-MAY 1<sup>ST</sup> MATH ASSIGNMENTS:

| WEEKLY FOCUS:   | MONDAY  | TUESDAY   | WEDNESDAY  | THURSDAY  | FRIDAY  |  |
|---|---|---|--|---|---|--|
| <p><u>SKILL:</u> Story problems using addition. First, use manipulatives to show the problem (cereal, LEGOs, pasta, small toys), next use pictures to draw it, and then write the number sentence. For example,</p> <p>--- + --- = ---</p> <p>Daily: Oral counting 1-100</p> <p>Can your child recognize the numbers 1-100 out of sequence?</p> | <p>Ben had a birthday party. He invited 6 girls and 5 boys. How many children were at the party altogether.<br/><i>Remember to include Ben.</i></p> <p>Challenge: Find 10 of something while outside!</p> | <p>There were 12 eggs in the carton. We used 8 eggs to make breakfast. How many were left in the carton?</p> <p>Challenge: Count 100 steps before playing outside!</p>        | <p>Susie planted flowers in her garden. She had 4 purple flowers, 4 yellow flowers, and 4 pink flowers. How many flowers were in the garden altogether?</p> <p>Challenge: Create an ABC pattern!</p> | <p>Create your own addition story problem and solve using the three steps- manipulatives, picture, number sentence.</p> <p>Challenge: Find something shaped like a cylinder in your home,</p> | <p>Create your own subtraction story problem and solve using the three steps- manipulatives, picture, number sentence.</p> <p>Challenge: Find something shaped like a cylinder outside.</p> |  |
|   | <p><b>HOW TO SUBMIT WORK:</b><br/>STUDENT PORTFOLIO UPLOAD:<br/>Upload a <b>photo</b> of your student's work to their portfolio!</p>  | <p><b>HOW TO SUBMIT WORK:</b><br/>STUDENT PORTFOLIO UPLOAD:<br/>Upload a <b>photo</b> of your student's work to their portfolio!</p>  | <p><b>HOW TO SUBMIT WORK:</b><br/>STUDENT PORTFOLIO UPLOAD:<br/>Upload a <b>photo</b> of your student's work to their portfolio!</p>   | <p><b>HOW TO SUBMIT WORK:</b><br/>STUDENT PORTFOLIO UPLOAD:<br/>Upload a <b>photo</b> of your student's work to their portfolio!</p>  | <p><b>HOW TO SUBMIT WORK:</b><br/>STUDENT PORTFOLIO UPLOAD:<br/>Upload a <b>photo</b> of your student's work to their portfolio!</p>  | <p><b>HOW TO SUBMIT WORK:</b><br/>STUDENT PORTFOLIO UPLOAD:<br/>Upload a <b>photo</b> of your student's work to their portfolio!</p> |
|   | <p><b>TECH TIME: (10-15 MIN)</b></p> <ul style="list-style-type: none"> <li>✓ SPLASHMATH</li> <li>✓ KHAN ACADEMY</li> <li>☐ FUNBRAIN.COM</li> <li>☐ MATHPLAYGROUND</li> </ul>                             | <p><b>TECH TIME: (10-15 MIN)</b></p> <ul style="list-style-type: none"> <li>☐ SPLASHMATH</li> <li>☐ KHAN ACADEMY</li> <li>✓ FUNBRAIN.COM</li> <li>✓ MATHPLAYGROUND</li> </ul> | <p><b>TECH TIME: (10-15 MIN)</b></p> <ul style="list-style-type: none"> <li>✓ SPLASHMATH</li> <li>✓ KHAN ACADEMY</li> <li>☐ FUNBRAIN.COM</li> <li>☐ MATHPLAYGROUND</li> </ul>                        | <p><b>TECH TIME: (10-15 MIN)</b></p> <ul style="list-style-type: none"> <li>☐ SPLASHMATH</li> <li>☐ KHAN ACADEMY</li> <li>✓ FUNBRAIN.COM</li> <li>✓ MATHPLAYGROUND</li> </ul>                 | <p><b>FRESH AIR-TODAY</b><br/>SPEND SOME TIME OUTSIDE COUNTING ALL THE BEATUFIUL THINGS YOU CAN SEE.</p>  |  |

# KINDERGARTEN: APRIL 27<sup>TH</sup>-MAY 1<sup>ST</sup> PHONICS ASSIGNMENTS:

| WEEKLY WORDS:  | MONDAY   | TUESDAY   | WEDNESDAY  | THURSDAY   | FRIDAY   |
|--|--|---|--|--|--|
| <p>PRACTICE TAPPING TO SPELL 4-5 WORDS EACH DAY</p> <p>PLEASE SEE NEXT PAGE FOR LIST OF SHORT VOWELS CVC WORDS AND THE FOLLOWING PAGE FOR LONG VOWEL WORDS.</p> <p><u>THIS WEEK'S SIGHT WORDS:</u></p> <p>your<br/>off</p> | <p>TAP TO SPELL 4-5 WORDS FROM THE LIST.</p> <p><a href="#">Lexia Core 5 (link to log in page)</a></p> <p>TEACHER E-MAILS NEEDED:<br/><a href="mailto:Samantha.tabak@new-haven.k12.ct.us">Samantha.tabak@new-haven.k12.ct.us</a></p> <p><a href="mailto:Marisa.riccitelli@new-haven.k12.ct.us">Marisa.riccitelli@new-haven.k12.ct.us</a></p> | <p>TAP TO SPELL 4-5 WORDS FROM THE LIST.</p> <p>COME UP WITH MORE RHYMING WORDS.</p> <p>MAKE A SILLY STORY FULL OF RHYMES. ENCOURAGE THE USE OF "NON-SENSE" WORDS, OR TAPPABLE WORDS THAT ARE NOT REAL (EXAMPLE: HAP IS NOT A REAL WORD, BUT CAN BE TAPPED EASILY). TRY AND MAKE 5-6 SENTENCES WITH YOUR STUDENT.<br/><i>(Student doesn't feel like writing? Complete this orally!)</i></p> | <p>TAP TO SPELL 4-5 WORDS FROM THE LIST.</p> <p><a href="#">Lexia Core 5 (link to log in page)</a></p> <p>TEACHER E-MAILS NEEDED:<br/><a href="mailto:Samantha.tabak@new-haven.k12.ct.us">Samantha.tabak@new-haven.k12.ct.us</a></p> <p><a href="mailto:Marisa.riccitelli@new-haven.k12.ct.us">Marisa.riccitelli@new-haven.k12.ct.us</a></p> | <p>TAP TO SPELL 4-5 WORDS FROM THE LIST.</p> <p>WRITE 3 SENTENCES USING THE -AD FAMILY WORDS.</p> <p>LALILO FOR 10 MINUTES (OPTIONAL)</p> <p>MAKE IT FUN: COME UP WITH A LIST OF 5 COMPOUND WORDS TOGETHER. CLAP ONCE FOR EACH PART (EXAMPLE: BASEBALL GETS TWO CLAPS). TALK ABOUT HOW BASE AND BALL ARE WORDS BY THEMSELVES, BUT TOGETHER THEY ARE A COMPOUND WORD!</p> | <p>TAP TO SPELL 4-5 WORDS FROM THE LIST.</p> <p><a href="#">Lexia Core 5 (link to log in page)</a></p> <p>TEACHER E-MAILS NEEDED:<br/><a href="mailto:Samantha.tabak@new-haven.k12.ct.us">Samantha.tabak@new-haven.k12.ct.us</a></p> <p><a href="mailto:Marisa.riccitelli@new-haven.k12.ct.us">Marisa.riccitelli@new-haven.k12.ct.us</a></p> |
|  | <p><b>HOW TO SUBMIT WORK:</b><br/><i>No need to upload anything here! Just make sure your student is logging their daily 10-15 minutes in Lexia!</i></p>   | <p><b>HOW TO SUBMIT WORK:</b><br/><i>No need to upload anything here! Just make sure your student is logging their daily 10-15 minutes in Lexia!</i></p>  | <p><b>HOW TO SUBMIT WORK:</b><br/><i>No need to upload anything here! Just make sure your student is logging their daily 10-15 minutes in Lexia!</i></p>   | <p><b>HOW TO SUBMIT WORK:</b><br/><i>No need to upload anything here! Just make sure your student is logging their daily 10-15 minutes in Lexia!</i></p>   | <p><b>HOW TO SUBMIT WORK:</b><br/><i>No need to upload anything here! Just make sure your student is logging their daily 10-15 minutes in Lexia!</i></p>   |
|  | <p><b>TECH TIME: (10-15 MIN)</b></p> <p><input type="checkbox"/> LALILO<br/><input checked="" type="checkbox"/> LEXIACORE5</p>   | <p><b>TECH TIME: (10-15 MIN)</b></p> <p><input checked="" type="checkbox"/> LALILO<br/><input checked="" type="checkbox"/> LEXIACORE5</p>   | <p><b>TECH TIME: (10-15 MIN)</b></p> <p><input type="checkbox"/> LALILO<br/><input checked="" type="checkbox"/> LEXIACORE5</p>   | <p><b>TECH TIME: (10-15 MIN)</b></p> <p><input checked="" type="checkbox"/> LALILO<br/><input checked="" type="checkbox"/> LEXIACORE5</p>  | <p><b>TECH TIME: (10-15 MIN)</b></p> <p><input type="checkbox"/> LALILO<br/><input checked="" type="checkbox"/> LEXIACORE5</p>   |

# CVC WORD LIST:

| WHAT ARE CVC WORDS?  | SHORT A  | SHORT E  | SHORT I  | SHORT O  | SHORT U  |
|--|--|--|--|--|--|
| <p>CVC words are made up of a consonant-vowel-consonant sound. These are easily "tap-able" for students.</p> <p>Please review and tap 5-6 words with students daily during phonics time.</p> | cat<br>mat<br>ham<br>jam<br>pan<br>van<br>nap<br>tap<br>rag<br>tag | bed<br>red<br>met<br>pet<br>set<br>pen<br>hen<br>leg<br>peg<br>web | pin<br>fin<br>pig<br>wig<br>tip<br>zip<br>him<br>rim<br>did<br>rid | fog<br>log<br>pot<br>not<br>rot<br>bod<br>rod<br>mop<br>top<br>sop | rug<br>tug<br>run<br>fun<br>cut<br>hut<br>gum<br>hum<br>cub<br>rub |

# LONG VOWEL WORD LIST:

|   | MAGIC E   | -AI VOWEL TEAM   | -EA VOWEL TEAM  | -EE VOWEL TEAM                                      | -IGH   | OA- VOWEL TEAM                |
|---|---|--|---|---|--|-------------------------------|
| In these words, all vowels will say their "name." | Magic E Rhyme:<br>"Magic E jumps over r ___<br>to make ___ say his<br>name!"<br>Example: <b>Cake</b> -- Magic E<br>jumps over K to make A<br>say his name.<br>make<br>lake<br>late<br>rave<br>sale<br>pine<br>site<br>file<br>smile<br>mile<br>joke<br>mote<br>mope<br>tune | A is the leader, I<br>is the walker, so<br>we hear A say<br>his name!<br>rain<br>train<br>plain<br>vain<br>main<br>stain<br>grain<br>brain<br>bail<br>fail<br>snail<br>trail | E is the leader, A<br>is the walker, so<br>we hear A say<br>his name!<br>pea<br>sea<br>tea<br>bean<br>team<br>seam<br>ream<br>lean<br>mean<br>wean<br>clean<br>year | feel<br>free<br>see<br>reel<br>meet<br>jeep<br>keep | right<br>light<br>sight<br>sigh<br>fright<br>might | boat<br>moat<br>float<br>goat |
|   |   |  |   | -Y (long E)   | -Y (long I)  | -ew                           |
|   |   |  |   | puppy<br>happy<br>sappy                             | fly<br>guy<br>shy<br>why<br>my<br>cry              | few<br>dew<br>pew<br>new      |

Good morning boys and girls,  
Today is Monday, April 27, 2020.  
My little brother can be a pest.  
The baby bird has eggs in the nest.  
“Have a nice day!”, said Mrs. Riccitelli and Mrs. Naja.


Sight words- has, come

Word family -est: best, nest, pest, rest, test, west, vest, quest

Write your sight words 3x each your, off Circle them using the pencil too.


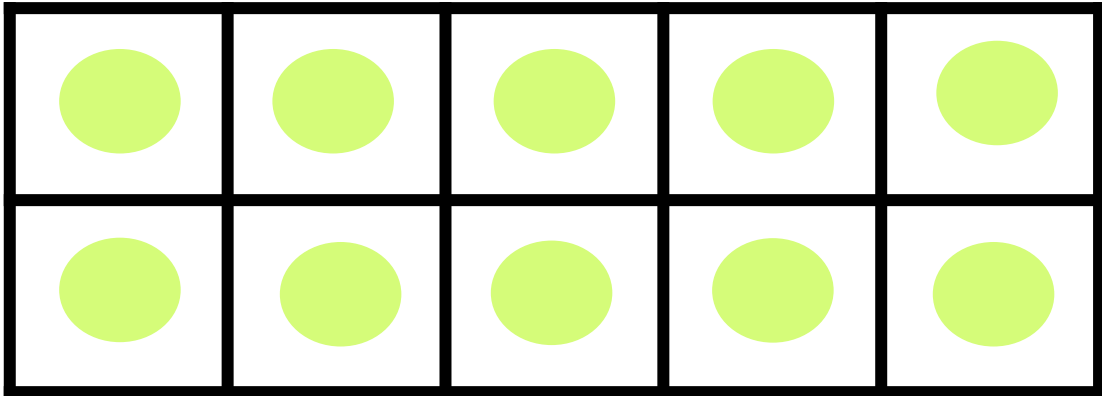
Do you see a “magic e” word? Circle it in a different color!

**TAKE A PHOTO & UPLOAD TO YOUR PORTFOLIO!**



# MONDAY *math*

How many in all?





Good morning boys and girls,  
Today is Tuesday, April 28, 2020.  
My dad has a green and blue vest.  
“Come take a rest on your bed”, said Mom.  
“Have a great day!”, said Mrs. Riccitelli and Mrs. Naja.

To do:

Write a sentence for nest, test.

Find has, come. Circle them using the pencil.

Find 2 short e words.

**TAKE A PHOTO & UPLOAD TO YOUR PORTFOLIO!**



# TUESDAY math

Draw a tower. First put 4 yellow cubes on the bottom. Next, add 4 purple cubes.

1. How many do you have?
2. How many more orange cubes do you need to make 10?

Good morning boys and girls,  
Today is Wednesday, April 29, 2020.  
I have to spell my words on the test.  
Jan is my best friend.  
“Do all of your work”, said Mrs. Riccitelli and Mrs. Naja.

To do:

Write a sentence for rest, nest.

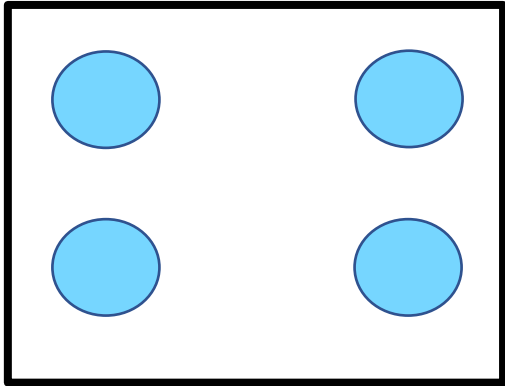
Find 3 short e words. Circle them

Circle the quotation marks. What do they mean?

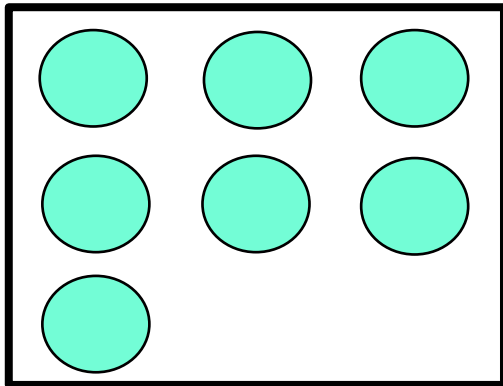

**TAKE A PHOTO & UPLOAD TO YOUR PORTFOLIO!**



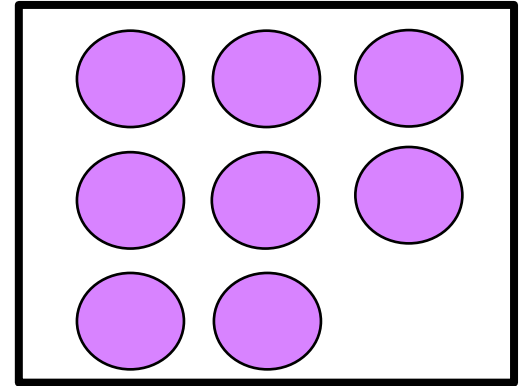

# WEDNESDAY *math*



DRAW  
MORE



DRAW  
EQUAL



DRAW  
LESS



Good morning boys and girls,  
Today is Thursday, April 30, 2020.  
I went on a quest to find my lost toy.  
“Can I come to the party?”, said Ben.  
“Do your best work!”, said Mrs. Riccitelli and Mrs. Naja.

To do:

Write a sentence for best, vest.

Find 3 short e words. Circle them.

Underline quest, best.


**TAKE A PHOTO & UPLOAD TO YOUR PORTFOLIO!**




# THURSDAY *math*

USE THIS SPACE TO  
DRAW YOUR PICTURE:

SHOW 53 USING  
BASE-10 BLOCKS.



FOR 10'S



FOR 1'S



Good morning boys and girls,  
Today is Friday, May 1, 2020.

The nest is made of twigs and mud.

“I’m taking a trip out west”, said Sam.

“Have a fun weekend!”, said Mrs. Riccitelli and Mrs. Naja.


To do:

Write a sentence for best, quest.

Circle the words nest, west.

Find a contraction. What is it short for?

**TAKE A PHOTO & UPLOAD TO YOUR PORTFOLIO!**

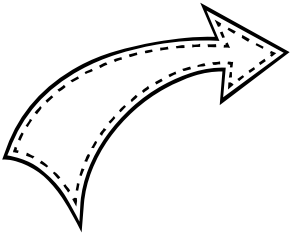


# FRIDAY math



LET'S THINK ABOUT IT?

Draw 2 different shapes that have 4 sides. What are they?



USE THIS  
SPACE TO  
DRAW YOUR  
SHAPES: